




RENEWABLE SOLUTIONS

Phase #3



Lead the way to a sustainable energy future




- Subscription-based program
- Eligible businesses can replace up to 100% of their total energy with renewable sources

Predictable Pricing



- Price certainty
- No market risk
- Not tied to the energy market like a VPPA

Simple, Easy Administration



- RSP Credits and Charges are included on the standard monthly energy statement
- Renewable Energy Certificates (RECs) will be tabulated monthly, included on monthly energy statement and retired on your behalf semi-annually



No Upfront Capital Investment



- No negotiations with developers
- No operations or maintenance
- No additional administrative work

Keep Your Clean Commitment



- Supports your sustainability goals
- Reduce your carbon footprint
- Lower local emissions
- Support the renewable energy market
- Be good stewards of the Missouri environment
- Shows you use clean energy to your shareholders, customers, community and employees

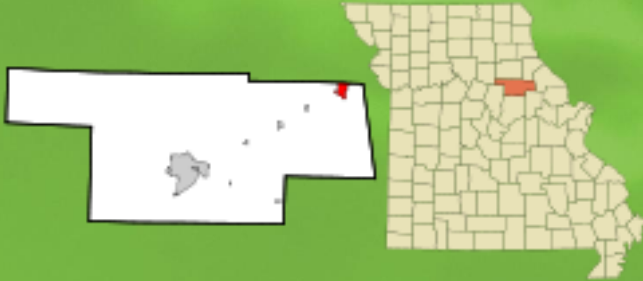
Supporting Renewable Resources



- Phase #1 – 150MW Boomtown – fully subscribed in 2022
- Phase #2 – 150MW Cass – fully subscribed in 2024
- Phase #3 – Facilities supporting Phase 3 will be subject to customer demand
 - 50MW Vandalia, MO
 - 50MW Bowling Green, MO
 - 300MW Split Rail – Warren Co, MO
- Connected to the Ameren transmission grid and MISO



Vandalia Solar Energy Center



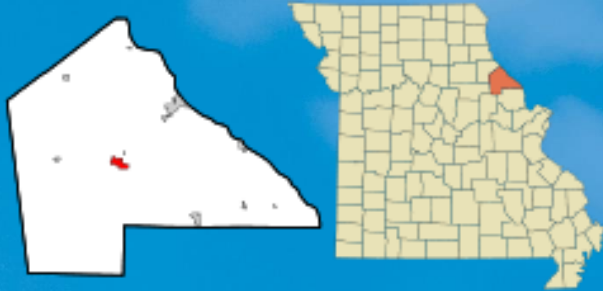
- 50MW utility scale solar energy center
- 120,627 MWh expected energy production
- 26.48% Calculated Expected Net Capacity Factor
- Approximately 114,000 solar panels
- Provides the energy needs for about 9,800 homes a year*
- 104,000 tons of CO2 emissions saved annually**
- Leverages least-cost new generation to help rates stay affordable
- Invests significantly in the local economy, with emphasis on local construction and maintenance resources when possible
- Project site is on approximately 400 acres of purchased land in Vandalia, Audrain County, Missouri
- June 2024: Start of site construction
- December 2025: Target to start providing clean energy to the grid



*Based on P50 values and Ameren Missouri's average kWh per month

**Generated from EPA's Greenhouse Gas Equivalent Calculator.

Bowling Green Solar Energy Center



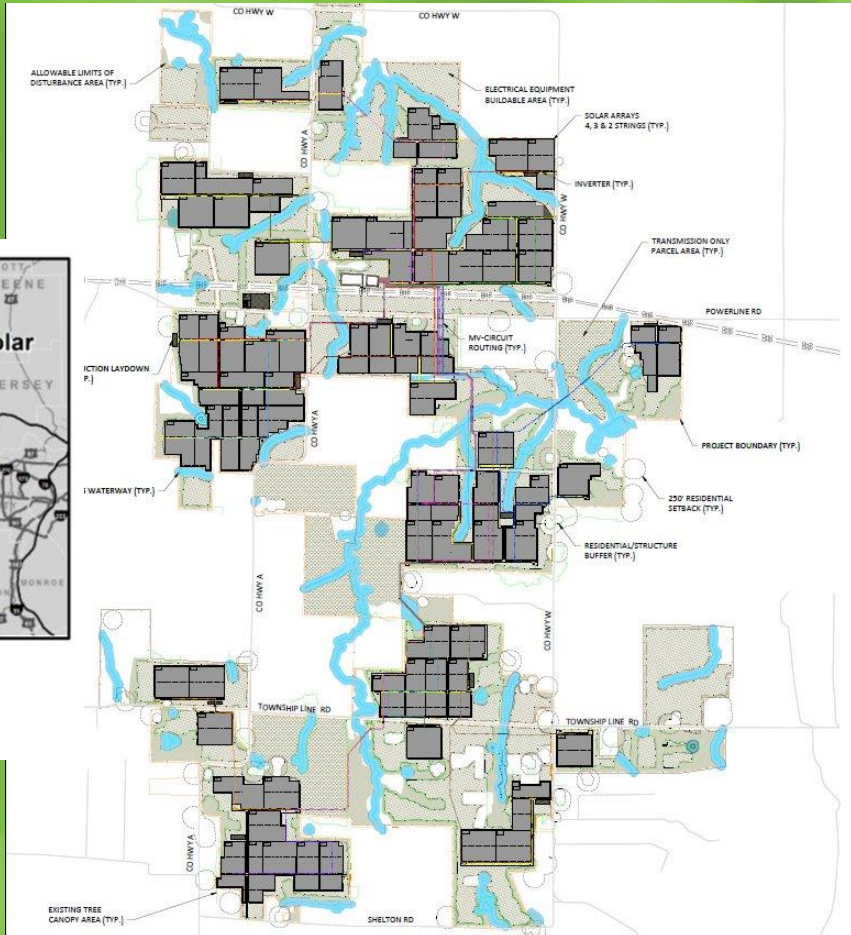
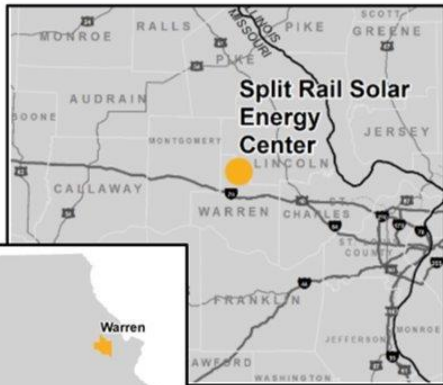
- 50MW utility scale solar energy center
- 120,410 MWh expected energy production
- 26.43% Calculated Expected Net Capacity Factor
- Approximately 102,000 solar panels
- Provides the energy needs for about 9,800 homes a year*
- 104,000 tons of CO2 emissions saved annually**
- Leverages least-cost new generation to help rates stay affordable
- Invests significantly in the local economy, with emphasis on local construction and maintenance resources when possible
- Project site is on approximately 450 acres of purchased land in Bowling Green, Pike County, Missouri
- August 2024: Start of site construction
- March 2026: Target for project to start providing clean energy to the grid



*Based on P50 values and Ameren Missouri's average kWh per month

**Generated from EPA's Greenhouse Gas Equivalent Calculator.

Split Rail Solar Energy Center



- Will be the largest solar energy center in Ameren's portfolio upon completion
- 300MW utility scale solar energy center
- 646,080 MWh expected energy production
- 24.58% Calculated Expected Net Capacity Factor
- Approximately 685,400 solar panels
- Provides the energy needs for about 53,000 homes a year* **
- 423,150 Metric Tons of CO2 emissions saved annually* **
- Leverages least-cost new generation to help rates stay affordable
- Invests significantly in the local economy, with emphasis on local construction and maintenance resources when possible
- Project site is on approximately 4,700 acres of land under development leases in Warrenton, Warren County, Missouri
- July 2024: Start of site construction
- June 2026: Target for project to start providing clean energy to the grid

*Based on P50 values and Ameren Missouri's average kWh per month

**Generated from EPA's Greenhouse Gas Equivalent Calculator.



Enrollment Process



- Fixed price enrollment event
- Submit your enrollment level up to 100% of your annual usage
- You will receive your entire requested amount
- No proration due to excess customer demand.

Bill Impact Calculator



- Provides financial impact of various levels of subscription to support your selected participation level
- Results are based upon your specific annual usage information

Your Next Steps to Support Clean Energy



- Fill out the RSP Interest form on the RSP website
- Review RSP Agreement
- Review RSP tariff sheets
- Identify accounts to be included in RSP
- Contact your Key Account Executive to walk through the Bill Impact Calculator
- Determine your subscription level to be prepared to enroll in the Renewable Solutions Program



Key Enrollment Dates



June 2025

Sun	Mon	Tue	Wed	Thu	Fri	Sat
1	2	3	4	5	6	7
8	9	10	11	12	13	14
15	16	17	18	19	20	21
22	23	24	25	26	27	28
29	30					

July 2025

Sun	Mon	Tue	Wed	Thu	Fri	Sat
		1	2	3	4	5
6	7	8	9	10	11	12
13	14	15	16	17	18	19
20	21	22	23	24	25	26
27	28	29	30	31		

August 2025

Sun	Mon	Tue	Wed	Thu	Fri	Sat
31					1	2
3	4	5	6	7	8	9
10	11	12	13	14	15	16
17	18	19	20	21	22	23
24	25	26	27	28	29	30

September 2025

Sun	Mon	Tue	Wed	Thu	Fri	Sat
	1	2	3	4	5	6
7	8	9	10	11	12	13
14	15	16	17	18	19	20
21	22	23	24	25	26	27
28	29	30				

- 6/23/2025
 - Enrollment Event Launch
- 7/29/2025
 - Submit Notice of Intent to Participate
- 8/19/2025 to 9/18/2025
 - Submit Binding Subscription Level